

How to Access Argos

- Open your web browser and go to: www.washburn.edu .
- Select the A-Z index at the top of the page.

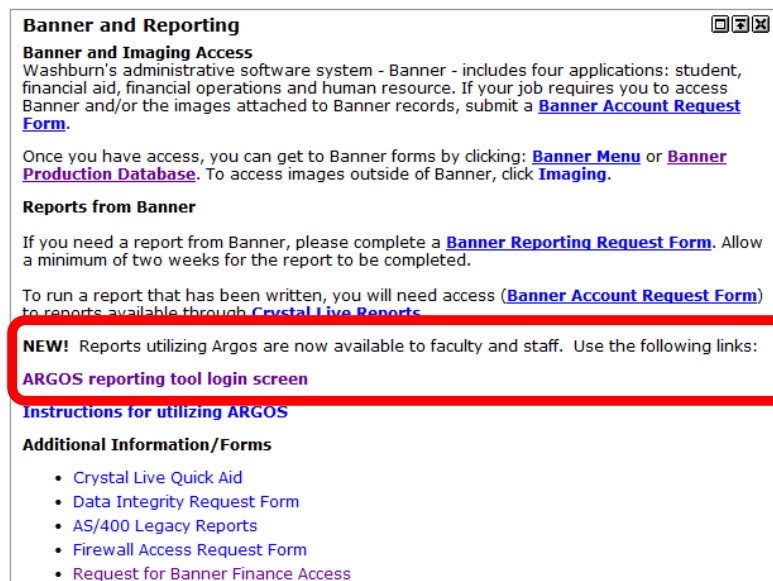


- Scroll down and click on:

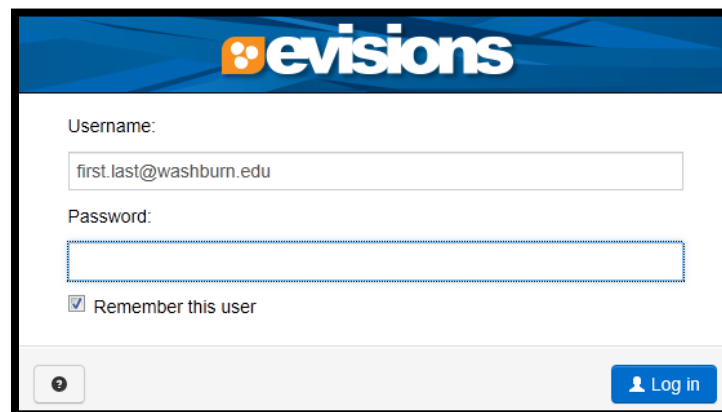
- [Argos reporting tool \(available on-campus or via VPN off campus\)](#)

OR

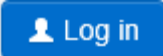
- From MyWashburn, Employees tab, Banner and Reporting Channel, click on ARGOS reporting tool login screen.

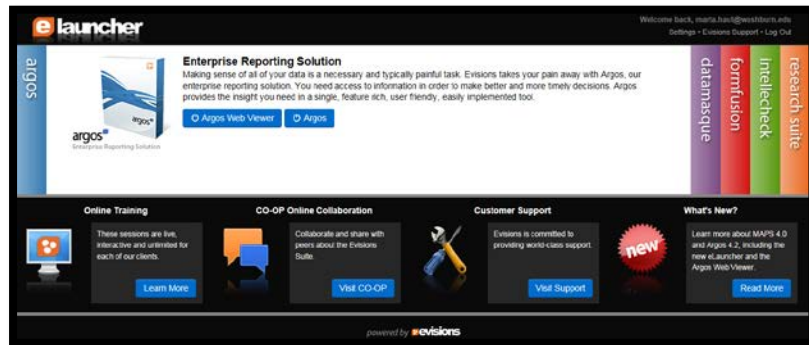
The image is a screenshot of a web page titled 'Banner and Reporting'. It contains several sections of text and links. A red rectangular box highlights a specific section that reads: 'NEW! Reports utilizing Argos are now available to faculty and staff. Use the following links: ARGOS reporting tool login screen'. Below this highlighted section are links for 'Instructions for utilizing ARGOS' and 'Additional Information/Forms', which includes a list of links such as 'Crystal Live Quick Aid', 'Data Integrity Request Form', 'AS/400 Legacy Reports', 'Firewall Access Request Form', and 'Request for Banner Finance Access'.

- The login screen will appear.

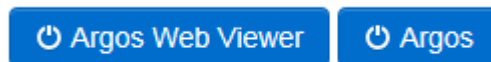
The image shows a login screen for 'evisions'. At the top, there is a blue header with the 'evisions' logo. Below the header, there is a form with the following elements: a 'Username:' label followed by a text input field containing 'first.last@washburn.edu'; a 'Password:' label followed by a text input field; a checkbox labeled 'Remember this user' which is checked; and a blue button with a white user icon and the text 'Log in'.

How to Access Argos

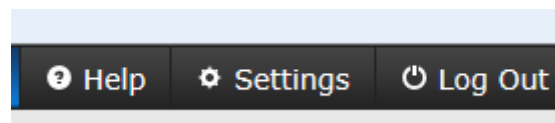
- Type in your username, which is your email address: first.last@washburn.edu .
- **Type in your WUAD password.** This is the password that you log onto your computer with which is also the password that you use to log into Office 365/Outlook.
- Click Log in 
- The Argos home screen will appear. You may bookmark Argos at <https://maps.wuad.washburn.edu/> or save it as a favorite.



- You have the ability to choose Argos Web Viewer or Argos. Argos Web Viewer is recommended because the Web Viewer has an updated interface suitable for a wide variety of platforms including PCs, Macs, and tablets (iPad and Android). Supported browsers include Chrome, Firefox, and Internet Explorer 9 or higher for PC; Safari and Chrome for iPad/Mac; and Chrome for Android tablet devices.



- To logout of Argos Web Viewer, click on the Log Out button in the upper right hand corner of the screen. Your session may also time out after a period of inactivity.



If you have difficulty or issues accessing Argos, please contact argosupport@washburn.edu